



WELCOME

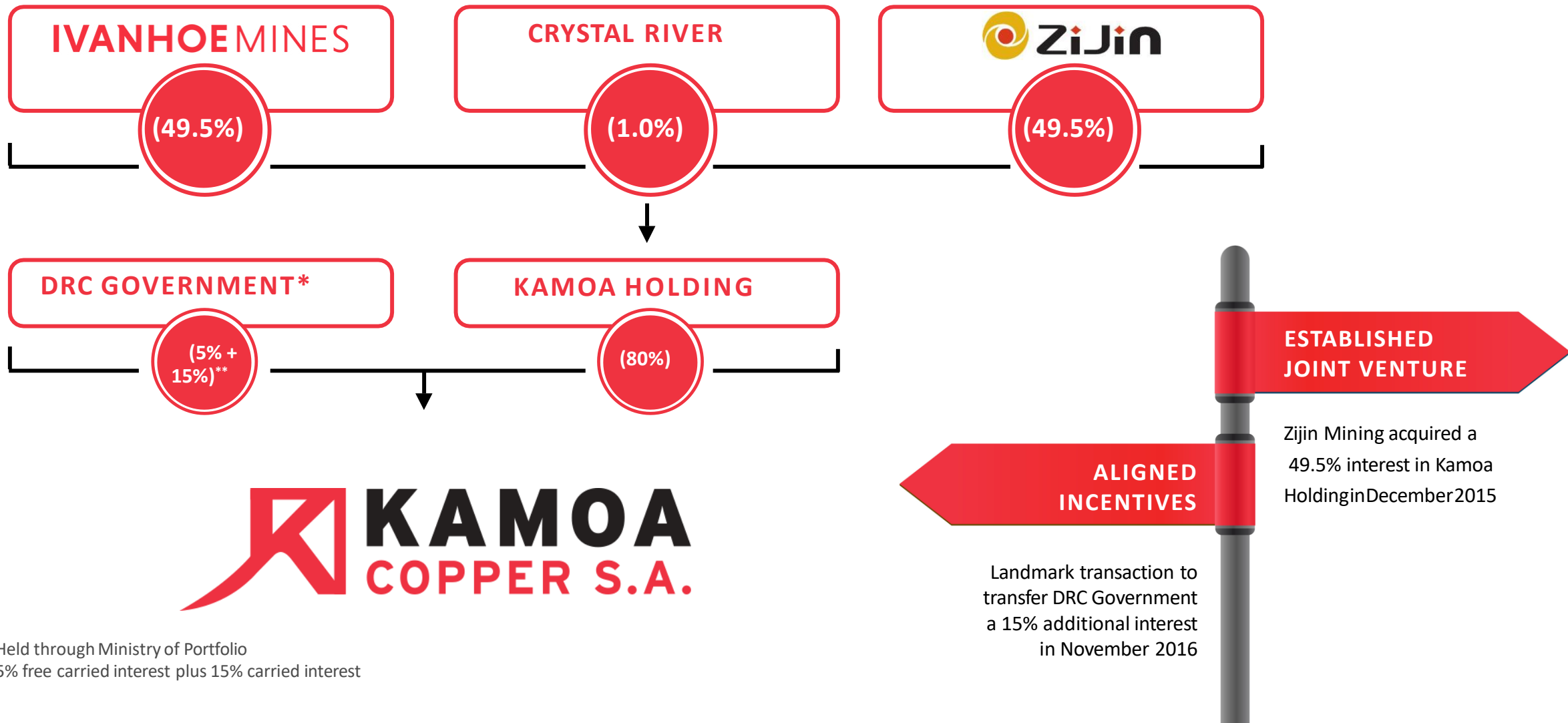




CORPORATE STRUCTURE & OVERVIEW



► KAMOA-KAKULA JOINT VENTURE



* Held through Ministry of Portfolio

* 5% free carried interest plus 15% carried interest



► AN “OVERNIGHT SUCCESS” AFTER 26 YEARS...

2008

Discovery of Kamo
Deposit



2019

Start of Construction of
Surface Infrastructure



2022

Production capacity
reaches 400,000
tonnes per annum



2024

Smelter, Phase 3 and
Inga start up



2016

Discovery of Kakula
Deposit



2021

- Start of Production at Kamo-Kakula
- Rehabilitation of Mwadingusha hydropower project (78MW)



2023

Production capacity
increased to
450,000 tonnes per
annum



1998

Ivanhoe becomes
active in the DRC



EXPLORATION

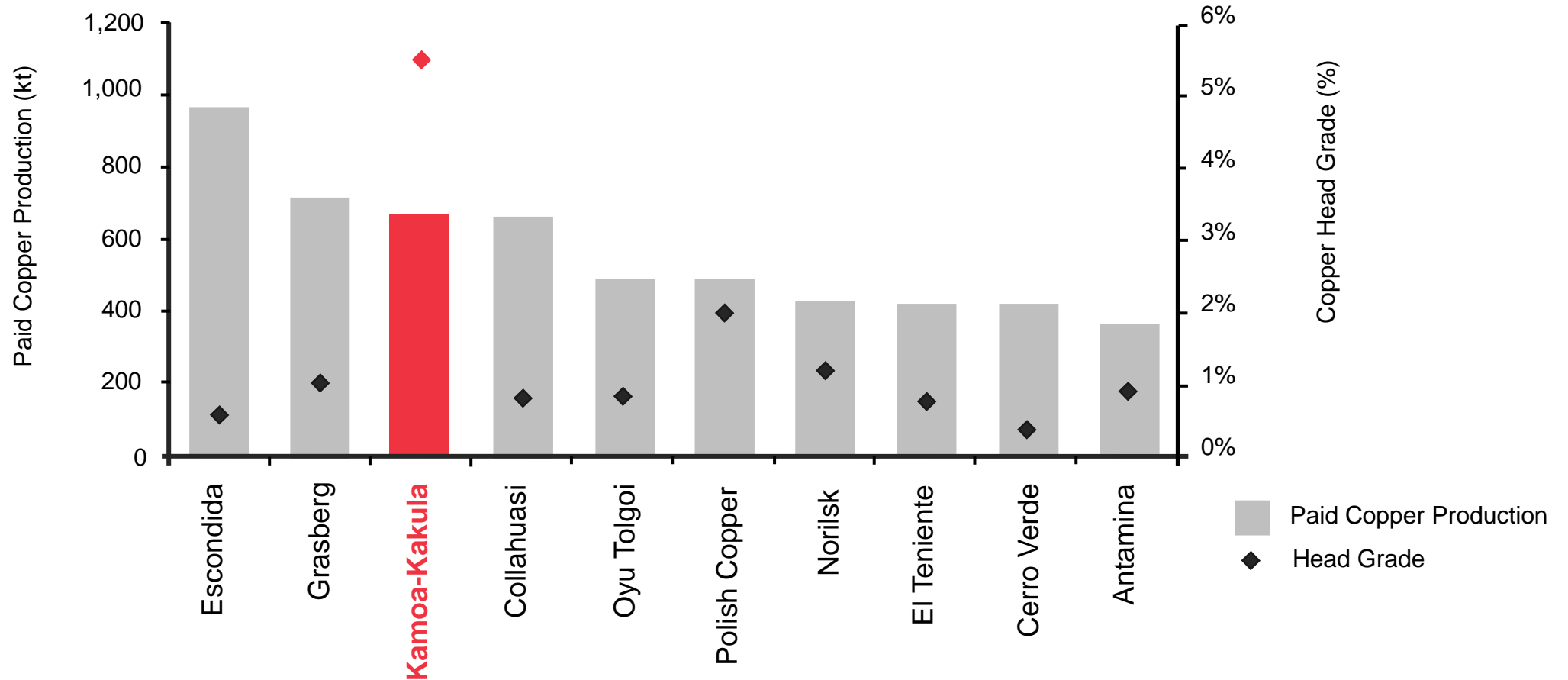
RESOURCE / MINE PLANNING

PROJECT DEVELOPMENT

PRODUCTION GROWTH



► ON TRACK TO BECOME THE WORLD'S THIRD-LARGEST COPPER MINE BY 2027 (1)



Source: Company filings, Wood Mackenzie, 2023.

1) Kamo-Kakula production and grade are based on the Kamo-Kakula 2023 PFS. The 'Cu Head Grade' for the projects benchmarked by Wood Mackenzie reflects the average reserve grade.

► ESG: ENVIRONMENTAL STEWARDSHIP




HYDROPOWER

Inga turbine upgrade
provides clean energy



GREEN METAL

GHG intensity significantly
reduced from base calculations



LOW IMPACT

Limited surface
footprint (TSF material
is used for backfill)



MINED RESPONSIBLY

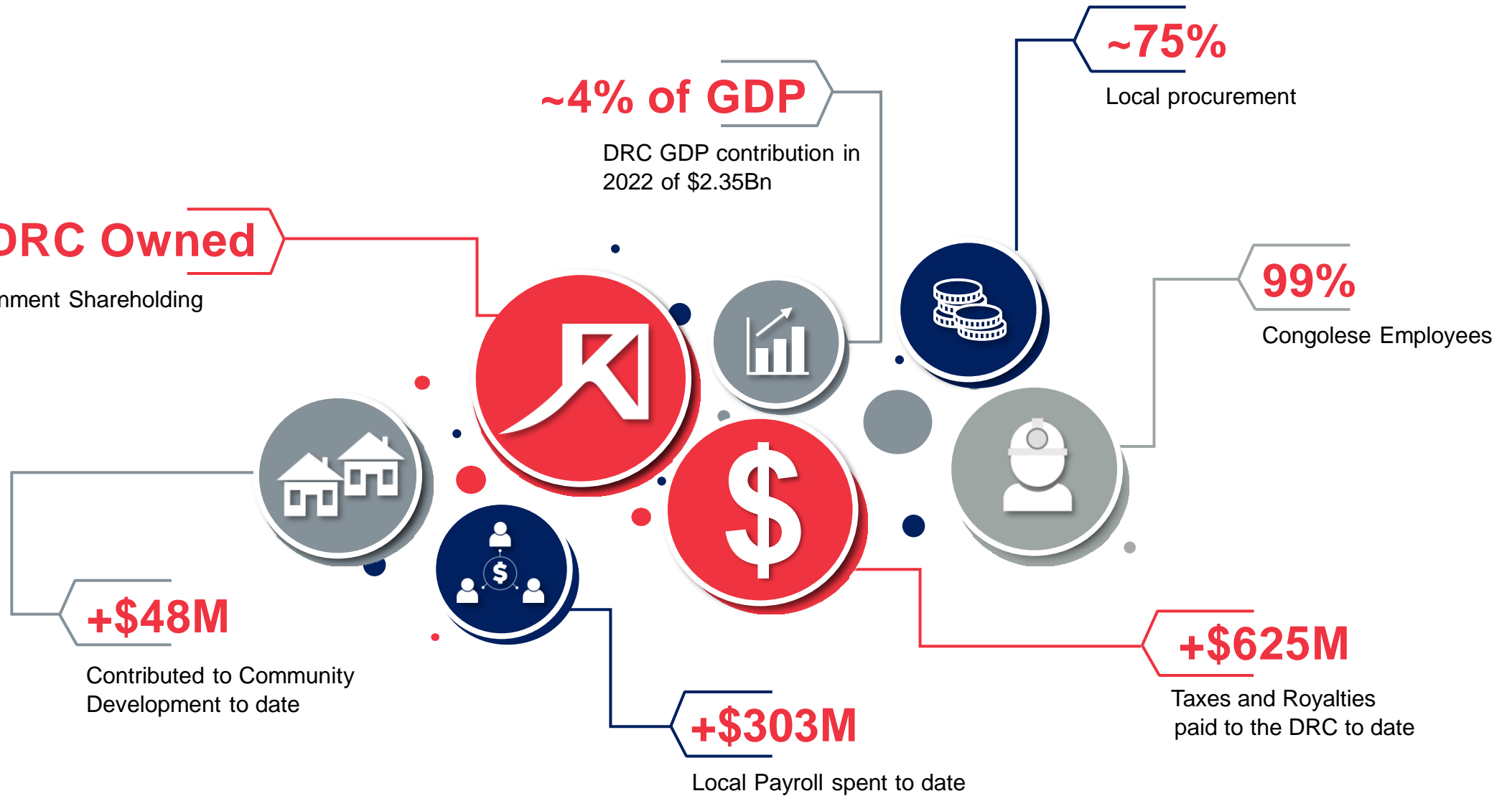
Working towards compliance with
the IFC Performance Standards



► WEALTH GENERATION IN THE DRC

20% DRC Owned

DRC Government Shareholding






KAMOA CENTRE OF EXCELLENCE



► KAMOA CENTRE OF EXCELLENCE (KCE)

- A learning environment to develop the future leaders of the DRC's mining sector.
- Maiden student intake (± 40 candidates) in September 2023, offering a 1-year Ready-for-Work programme in partnership with Enterprises University of Pretoria.
- Multi-phase project to allow for faculties, sports- and accommodation facilities, to be added over time.







SUSTAINABILITY



► SUSTAINABILITY – COMMUNITY DEVELOPMENT

Contribution to Community Development as of 2022

Kamoa Initiatives
(ED)
\$10,8M

Formal Agreement
(C.d.C)
\$3,3M

Community Fund
\$9,5M

Community Royalty
(0,525%)
\$14,6M

Average Contribution to Community
Development forecast for 2023 and 2024

\$30M / Year



Transforming lives of +15,000 local residents



► ECONOMIC & PHYSICAL DISPLACEMENT, AND LIVELIHOOD RESTORATION

- 142 households have been relocated so far
- Compensation and livelihood restoration as per IFC* Standards
- Communal assets replaced or provided as requested



Before relocating



► FISH PONDS

FISH PONDS

- +225 fish ponds
- ~\$760,000 annual revenue
- 19 t of fish
- 41 owners

► SEWING

CHATUTA COUTURE

- ~\$214,000 annual revenue
- 5,350 uniforms produced annually
- 28 employees
- 75% female ownership



► BRICKS

TUJENGE

- ~\$431,000 annual revenue
- 23,000m²
- 19 employees
- 37% female ownership



► BANANA PLANTATIONS

SALAMA NDIZI BANANA PLANTATION

- ~\$34,000 annual revenue
- ~14 t bananas produced annually
- 26 employees
- 100% female ownership



► POULTRY FARMS

KANSANGWIJI POULTRY

- ~\$106,000 annual revenue
- ~662,000 eggs produced annually
- 20 employees
- 90% female ownership

LWANSENGA POULTRY

- ~\$23,000 annual revenue
- ~143,000 eggs produced annually
- 9 employees
- 100% female ownership

► CAR WASH

MUKANGA

- ~\$270,000 projected annual revenue
- Commenced in January 2023
- 12 employees



► LANDSCAPING & GARDENING

MITUS (Landscaping)

- ~\$448,000 annual revenue
- 60 employees

BUSTANI (Gardening)

- ~\$295,000 annual revenue
- 21 employees
- 100% female ownership



► VEGETABLE PRODUCTION

COMMUNITY VEGETABLE PRODUCERS

- ~\$1,188,200 annual revenue
- A variety of vegetables produced
- 171 vegetable producers
- 47% female ownership





THANK YOU

